



Endorsed by:



UMF
UNIVERSITATEA DE
MEDICINĂ ȘI FARMACIE
"IULIU HAȚIEGANU"
CLUJ-NAPOCA



CORE COMPETENCY IN GI ENDOSCOPY: HANDS-ON TRAINING COURSE

5th Edition

📅 February, 21 - 22, 2025

📍 Golden Tulip Ana Dome, Observatorului St.129, 400352, Cluj-Napoca

www.endoscopytraining.ro







Table of contents

WELCOME WORD	4
INVITED EXPERTS	5
VENUE	6
SCIENTIFIC PROGRAM	7
GENERAL INFORMATION	15
RECOMMENDATIONS FOR SPEAKERS	17
NOTES	19



CORE COMPETENCY IN GI ENDOSCOPY:

HANDS-ON TRAINING COURSE

📅 February, 21 - 22, 2025

📍 Golden Tulip Ana Dome, Observatorului St.129, 400352, Cluj-Napoca

www.endoscopytraining.ro



5th Edition



Take a step forward!

Are you just starting in your GI endoscopy career or wanting to learn a new skill and navigate a new opportunity?

The 5th edition of our training course **Core Competency in GI Endoscopy** is designed to introduce you to **basic and advanced endoscopy skills** and to continue from last year's edition the development of network skills.

Our trainers are part of a global network of lifelong learners, care about trainees' learning, are motivated to take risks, and actively reflect on how to best facilitate that learning.

Core Endoscopy Skills sessions within this course include:

- Basic and Advanced Colonoscopy;
- Basic and Complicated Polypectomy/EMR – Deconstruct the approach to en-bloc and piecemeal cold and hot snare polypectomy;
- ESD;
- Full-thickness resection (FTDR);
- Repair of Mucosal Defects: Endoscopic Closure of Gastrointestinal Perforations;
- Hemostasis;
- Percutaneous endoscopic gastrostomy (PEG);
- EUS FNA/FNB: basic technique of EUS FNA/FNB;
- EUS Collections Drainage using LAMS.

What you will learn:

- You will improve your basic and advanced navigation skills during hands-on colonoscopy;
- You will learn through hands-on sessions with multiple levels of feedback advanced techniques such as polypectomy, lifting, injection, clipping, biopsy, hemostasis, diagnostic and therapeutic EUS, etc.;
- You will receive theoretical information about the different endoscopic materials and coagulation principles;
- You will build practical skills that are in demand to become an endoscopy savvy and a clinical problem solver;
- You will refine your practice by becoming an emotionally intelligent communicator and a resilient endoscopist able to adapt to any situation.


Learning in communities strengthens the learning (Innovative Learning and Teaching: Experiments Across the Disciplines, Ilene D. Alexander and Robert K. Poch, 2017). Also, learning how to be in a relationship with one another is critically important for developing an appropriate response to health-related challenges. And how important relationships and communities are to effective higher education. Our course will continue the development of **Network Skills** with a module regarding communication toward more inclusive, just, and joyful learning and health-providing spaces.

Also, very important is to develop the skills for choosing and optimizing further medical therapy according to the endoscopic diagnosis in both organic and functional digestive diseases.

Join us on this learning journey to develop new ways of thinking, expand your skill set, and boost your confidence!



Dr. Ofelia Moșteanu
Co-Director



Dr. Teodora Atena Pop
Co-Director



CORE COMPETENCY IN GI ENDOSCOPY:



HANDS-ON TRAINING COURSE

5th Edition

📅 February, 21 - 22, 2025

📍 Golden Tulip Ana Dome, Observatorului St.129, 400352, Cluj-Napoca

www.endoscopytraining.ro



Invited Experts



Bogdan
Busuioc




Cătălina
Bordianu
Calangiu



Mostafa
Ibrahim



Laura
Lucaci




Camelia
Lung



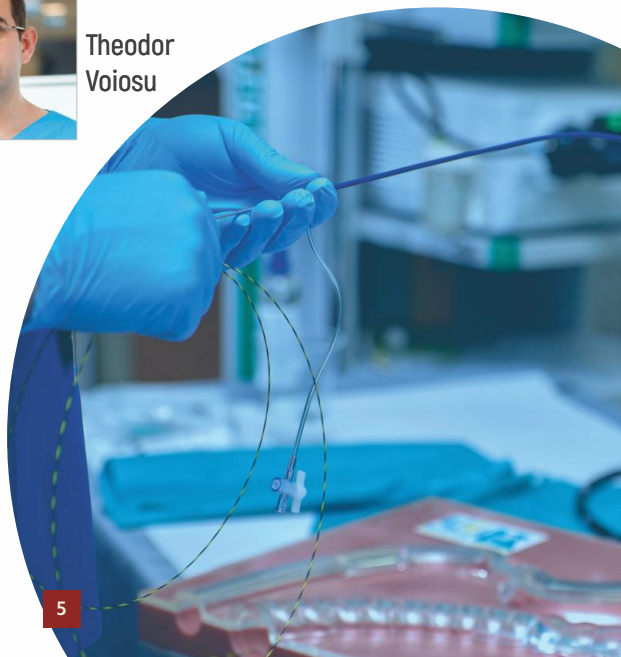
Ioan-Cristian
Nedelcu



Claudia-Irina
Pușcașu



Theodor
Voiosu





CORE COMPETENCY IN GI ENDOSCOPY:



HANDS-ON TRAINING COURSE

5th Edition


📅 February, 21 - 22, 2025

📍 Golden Tulip Ana Dome, Observatorului St.129, 400352, Cluj-Napoca

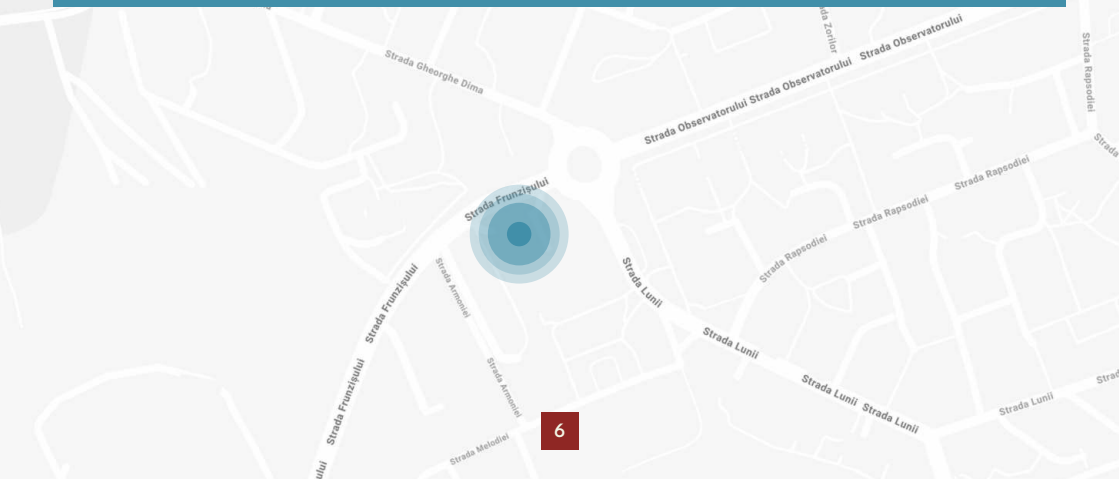
www.endoscopytraining.ro



Venue



Golden Tulip Ana Dome, Observatorului St. 129, 400352, Cluj-Napoca





CORE COMPETENCY IN GI ENDOSCOPY:



HANDS-ON TRAINING COURSE

5th Edition

📅 February, 21 - 22, 2025

📍 Golden Tulip Ana Dome, Observatorului St.129, 400352, Cluj-Napoca

www.endoscopytraining.ro



Scientific Program

February 21, 2025

12:00 – 13:00 **Welcome Coffee and Registration**

Hands-on

Station 1 Colonoscopy

Learning objectives for Beginners

- Technical knowledge of a Colonoscope incl. different sizes
- Correct handling of an endoscope
- Correct placement of the patient
- Correct placement of the Endoscopist
- Correct placement of the tower and video monitor
- Check the Instruments before starting Endoscopy
- Perform a Colonoscopy on a model
- Use of set language in endoscopy= advance, withdraw, clockface, etc...
- Correctively describe findings in the final endoscopy report

Learning objectives for Advanced Trainees

- Recognition of loops and review of types of loops encountered
- Use of scope guide to identify and resolve loops
- Techniques to avoid looping
- Techniques for delooping
- Terminal ileum intubation techniques
- Perform a Colonoscopy on a model
- Use of set language in endoscopy= advance, withdraw, clockface,

13:00 – 15:00

Station 2 EUS – FNA /FNB

Learning objectives

- Scope navigation and basic endoscopic skills
- Equipment setup
- Devices and techniques

Station 3: Polypectomy/EMR

Learning objectives:

- Techniques with respect to polyp size
- Positioning of the polyp
- Use of cold and hot biopsy forceps and cold snare
- Electro cautery and snare designs
- Use of pre-snare injections and endoloops
- Lifting techniques and non-lifting sign
- Use of polypectomy snares



CORE COMPETENCY IN GI ENDOSCOPY:



HANDS-ON TRAINING COURSE

5th Edition

📅 February, 21 - 22, 2025

📍 Golden Tulip Ana Dome, Observatorului St.129, 400352, Cluj-Napoca

www.endoscopytraining.ro



Scientific Program

February 21, 2025

- Know the different techniques of polypectomy (Snare hot & cold, Piecemeal polypectomy, Endoscopic mucosal resection, Underwater endoscopic mucosal resection)
- Marking the snare for polypectomy
- Knowing different techniques and instruments for collecting removed polyps
- Knowing the electrosurgical unit and the correct power settings and current application for polypectomy
- Knowing how to face complications (i.e. perforation, bleeding)
- Practice polypectomies on pig - models

Station 4: Hemostasis: OESOPHAGEAL VARICES BANDING

Learning objectives:

- Know the indications and limitations of endoscopic oesophageal varices banding
- Preparation for banding - patient and equipment
- Practice variceal banding on pig - models

13:00 – 15:00

CONTROL GASTRIC/ DUODENAL BLEEDING

Learning objectives:

- Know methods and techniques for controlling bleeding gastric varices (Sclerotherapy, Hemospray, Glue injection)
- Know the indications and limitations of endoscopic therapy for gastric varices
- Know how to prepare and inject the N - butyl - 2 - cyanoacrylate in the gastric varices
- Practice glue therapy, variceal banding on pig - model
- Non variceal bleeding: Injection therapy, Mechanical hemostasis (clipping, ligation, endo-loops), Thermocoagulation
- Through the scope-clips
- Over the scope clips

Station 5: Gastrostomy tube placement

Learning objectives:

- Know indications and contraindications for gastrostomy and endoscopic jejunal tube placement
- Know the possible complications and how to treat them



CORE COMPETENCY IN GI ENDOSCOPY:

HANDS-ON TRAINING COURSE

📅 February, 21 - 22, 2025

📍 Golden Tulip Ana Dome, Observatorului St.129, 400352, Cluj-Napoca

www.endoscopytraining.ro



5th Edition



Scientific Program

February 21, 2025

- Discuss advantage/ disadvantage of the different techniques
- Practice on a model: direct Gastrojejunostomy tube placement

13:00 – 15:00

Station 6: Closure of perforation

Learning objectives:

- Approach and early recognition of perforations
- Devices and techniques
- Through the scope-clips
- Over the scope clips

15:00 – 15:30

Coffee break

Network level: Workshop Communicating for Impact - Cătălina Bordianu Calangiu si Camelia Lung

Effective communication is key to keeping care teams properly informed and ensuring patients receive the highest standard of care.

The management of employment relation in healthcare is of tremendous importance from both the patient point of view primarily, and the medical staff.

15:30 – 17:30

We are trying to answer and analyze:

- ·Understanding why employees (professionals healthcare) are leaving.
- ·Workplace Safety Concerns: safety protocols are good, but employees (professionals healthcare) need to feel confident that they can report issues and that the organization will act.
- ·Healthcare professionals are overburdened mainly because of not an equitable distribution of tasks.
- ·Conflict management.

17:30 – 18:00

Coffee break

18:00 – 18:15

Intestinal microbiota modulation for colorectal patient in interventional / operative context

Theodor Voiosu

Organised with the support of Innergy



18:15 – 18:30

Approach to MAFLD - Metabolic Associated Fatty Liver Disease

Bogdan Busuioac

Organised with the support of Sanofi





CORE COMPETENCY IN GI ENDOSCOPY:



HANDS-ON TRAINING COURSE

5th Edition

February, 21 - 22, 2025

Golden Tulip Ana Dome, Observatorului St.129, 400352, Cluj-Napoca

www.endoscopytraining.ro



Scientific Program

February 21, 2025

Lecture session

Chairs: Laura Lucaciu, Ioan - Cristian Nedelcu, Claudia - Irina Pușcașu, Ofelia Moșteanu

Lectures:

18:30 – 19:30

- How to perform the perfect colonoscopy – Equipment, managing loops
Teodora Atena Pop
- Full-thickness resection: troubleshooting, tips, and tricks for success
Bogdan Busuioc
- Electrosurgery in Gastrointestinal Endoscopy: Bench to Bedside
Theodor Voiosu

Discussion and wrap-up of the theoretical session

19:30-19:40

Gas for healthcare

Organised with the support of Atmosferica

ATMOSFERICA®

20.00-22.00

Welcome Cocktail

February 22, 2025

Hands-on

Station 1 : Colonoscopy

Station 2: EUS – Basic and Advanced Cyst Drainage

Learning objectives

09:00 – 11:00

- To identify the safest and most expeditious route for drainage of collections in various anatomic locations throughout the chest, abdomen and pelvis.
- To describe the indications and contra-indications of image-guided drainage of fluid collections.
- To assess appropriate laboratory investigations and clinical findings that indicate infection of a collection.
- Techniques, equipment and materials that are used
- To recognize and appropriately manage procedural complications.
- To understand when drainage devices can be removed

Station 3: Polypectomy/EMR

Station 4: Hemostasis

Station 5: PEG

Station 6: Closure of perforation

11:00 -11:30

Coffee break



CORE COMPETENCY IN GI ENDOSCOPY:



HANDS-ON TRAINING COURSE

5th Edition

📅 February, 21 - 22, 2025

📍 Golden Tulip Ana Dome, Observatorului St.129, 400352, Cluj-Napoca

www.endoscopytraining.ro



Scientific Program

February 22, 2025

Core skills level: Workshop Nutrition and Inflammatory bowel diseases

Chairs: Bogdan Busuioc, Laura Lucaciu, Ioan - Cristian Nedelcu, Claudia - Irina Pușcașu

11:30 - 13:00

Pușcașu
Bowel disorders: nutrition perspective

Ofelia Moșteanu

Magnesium - A Potential Key Player in Inflammatory Bowel Diseases?

Organised with the support of Zentiva

Percutaneous endoscopic gastrostomy (PEG): a practical guide for the endoscopist

11:50 - 12:05

Teodora Atena Pop

An Update on Inflammatory Bowel Disease

Laura Lucaciu

ZENTIVA

Therapeutic Strategies in Crohn's Disease: A Paradigm Shift?

12:45 - 13:00

Ofelia Moșteanu

Organised with the support of Sandoz

SANDOZ

13:00-14:00

Lunch

Lecture session

Chairs: Bogdan Busuioc, Mostafa Ibrahim, Ioan - Cristian Nedelcu, Teodora Atena Pop

The new technology -NBI, BLI, LCI, high definition

Claudia - Irina Pușcașu

14:00 - 15:30

EMR and ESD: Basics

Laura Lucaciu

EUS-FNA/FNB: Following the guidelines or not

Mostafa Ibrahim

CE-EUS in the solid and cystic tumor of pancreas

Ofelia Moșteanu

Discussion and wrap-up of the theoretical session

The neurobiology of irritable bowel syndrome

15:30 - 15:45

Teodora Atena Pop (Sanofi)

Organised with the support of Sanofi

sanofi

15:45 - 16:15

Coffee break



CORE COMPETENCY IN GI ENDOSCOPY:



HANDS-ON TRAINING COURSE

5th Edition

📅 February, 21 - 22, 2025

📍 Golden Tulip Ana Dome, Observatorului St.129, 400352, Cluj-Napoca

www.endoscopytraining.ro



Scientific Program

February 22, 2025

Hands-on

Station 1: Colonoscopy

Station 2: EUS – FNA/FNB

Station 3: ESD

Learning objectives:

- Specific knowledge of the instrumentation, technique, and electrosurgical equipment
- Correctly estimate the probability of performing a curative resection based on the characteristics of the lesion
- Benefit/risk relationship of ESD when compared with other therapeutic alternatives
- Management of early and delayed complications

16:15 – 18:15

Station 4: Hemostasis

Station 5: PEG

Station 6: Endoscopic Full Thickness Resection - eFTR

Learning objectives:

- Clinical considerations in patient selection
- Indications and contraindications
- Post procedure care
- FTRD Device and techniques
- Practice with porcine models

18:15 - 19:00

Meet the expert: Interactive discussion with the trainers. The session will serve to coach the training, featuring hands-on practice and interactive discussion.

ALĂTURĂ-TE LUPTEI

împotriva COLITEI ULCERATIVE și BOLII CROHN cu

RINVOQ®
upadacitinib

Pentru Rezumatul
Caracteristicilor
Produsului RINVOQ®



Scanează codul QR

Inhibitorul JAK cu administrare orală **0 DATĂ PE ZI,**
indicat pentru tratamentul **CU și BC** moderate până la severe*

INDICAȚII:

RINVOQ® (upadacitinib) este indicat pentru tratamentul colitei ulcerative active, moderată până la severă, la pacienții adulți care au avut un răspuns inadecvat, nu au mai răspuns sau au prezentat intoleranță la terapia convențională sau la un medicament biologic. RINVOQ® (upadacitinib) este indicat pentru tratamentul bolii Crohn active, moderată până la severă, la pacienții adulți care au avut un răspuns inadecvat, nu au mai răspuns sau au prezentat intoleranță la terapia convențională sau la un medicament biologic.

MOD DE ADMINISTRARE

COLITĂ ULCERATIVĂ*

INDUCȚIE 8 SĂPTĂMÂNI



45 mg

Doza de inducție recomandată pentru RINVOQ® este de 45 mg, administrată o dată pe zi, timp de 8 săptămâni. La pacienții care nu obțin un beneficiu terapeutic adecvat până în săptămâna 8, se poate continua administrarea dozei de 45 mg upadacitinib, o dată pe zi, timp de încă 8 săptămâni. Administrarea RINVOQ® trebuie întreruptă în cazul oricărui pacient care nu prezintă dovezi ale unui beneficiu terapeutic până în săptămâna 16.



30 mg

SAU



15 mg

ÎNȚEȚINERE

Doza de întreținere recomandată pentru RINVOQ® este de 15 mg sau 30 mg, administrată o dată pe zi, în funcție de tabloul clinic al fiecărui pacient:

- O doză de 15 mg este recomandată pentru pacienții cu risc mai mare de TEV, MACE și neoplazie.
- La unii pacienți, cum sunt cei cu activitate crescută a bolii sau cei care necesită tratament de inducție de 16 săptămâni și care nu prezintă un risc mai mare de TEV, MACE și neoplazie sau care nu prezintă un beneficiu terapeutic adecvat la doza de 15 mg o dată pe zi, poate fi adecvată administrarea unei doze de 30 mg o dată pe zi.
- Pentru menținerea răspunsului, trebuie utilizată doza minimă eficientă. La pacienții cu vârsta de 65 de ani și peste, se recomandă administrarea dozei de 15 mg o dată pe zi. În cazul pacienților care au răspuns la tratamentul cu upadacitinib, administrarea de corticosteroizi poate fi redusă și/sau întreruptă conform standardului de îngrijire medicală.

MOD DE ADMINISTRARE

BOALĂ CROHN*

INDUCȚIE 12 SĂPTĂMÂNI



45 mg

Doza de inducție recomandată pentru RINVOQ® este de 45 mg, administrată o dată pe zi, timp de 12 săptămâni. La pacienții care nu au obținut un beneficiu terapeutic adecvat după inducția inițială cu durata de 12 săptămâni, poate fi luată în considerare o inducție prelungită timp de încă 12 săptămâni, cu o doză de 30 mg, o dată pe zi. La acești pacienți, administrarea de RINVOQ® trebuie întreruptă în cazul în care nu prezintă dovezi ale unui beneficiu terapeutic după 24 de săptămâni de tratament.



30 mg

SAU



15 mg

ÎNȚEȚINERE

Doza de întreținere recomandată pentru RINVOQ® este de 15 mg sau 30 mg, administrată o dată pe zi, în funcție de tabloul clinic al fiecărui pacient:

- O doză de 15 mg este recomandată pentru pacienții cu risc mai mare de TEV, MACE și neoplazie.
- La unii pacienți, cum sunt cei cu activitate crescută a bolii și care nu prezintă un risc mai mare de TEV, MACE și neoplazie sau care nu prezintă un beneficiu terapeutic adecvat la doza de 15 mg o dată pe zi, poate fi adecvată administrarea unei doze de 30 mg o dată pe zi.
- Pentru menținerea răspunsului, trebuie utilizată doza minimă eficientă. La pacienții cu vârsta de 65 de ani și peste, se recomandă administrarea dozei de întreținere de 15 mg o dată pe zi. În cazul pacienților care au răspuns la tratamentul cu upadacitinib, administrarea de corticosteroizi poate fi redusă și/sau întreruptă conform standardului de îngrijire medicală.

RINVOQ® trebuie administrat numai dacă nu sunt disponibile alternative de tratament adecvate pentru pacienți:

- cu vârsta de 65 de ani și peste;
- cu antecedente de boli cardiovasculare aterosclerotice sau alți factori de risc cardiovascular (precum fumatul actual sau fostul fumător care au fumat o perioadă îndelungată);
- cu factori de risc pentru malignități (de exemplu, neoplazie curentă sau antecedente de neoplazie).

CU: colită ulcerativă; BC: boală Crohn.

Referințe: 1. Rezumatul Caracteristicilor Produsului RINVOQ®.

Medicament eliberat pe bază de prescripție medicală activă. Pentru informații complete vă rugăm consultați Rezumatul Caracteristicilor Produsului RINVOQ® disponibil prin scanearea codului QR de mai sus. Acest material promoțional este destinat profesioniștilor din domeniul sănătății.

Pentru informații medicale suplimentare vă puteți adresa la e-mail: informatiemedicalea@abbvie.com

Deținătorul autorizației de punere pe piață (DAPP): AbbVie Deutschland GmbH & Co. KG, Knollstrasse, 67061 Ludwigshafen, Germania. Nr. APP: EU/1/19/1404/001 - 15 mg, EU/1/19/1404/006 - 30 mg și EU/1/19/1404/010 - 45 mg. Data primei autorizări sau a reînnoirii autorizației: Data primei autorizări: 16 Decembrie 2019. Data revizuirii textului: scanează codul QR.

Raportarea reacțiilor adverse suspectate pentru produsele AbbVie se poate face către Agenția Națională a Medicamentului și a Dispozitivelor Medicale din România (ANMDS), secțiunea Medicamente de uz uman sau către AbbVie SRL România, Departamentul Farmacovigilanță. Tel.: +40215293429 / E-mail: ROPV@abbvie.com.

abbvie

ABBVIE S.R.L.

Lake View, Strada Barbu Văcărescu nr. 301-311, etaj 2
sector 2, C.P. 020276, București, România
Tel: +4021 529 3035 / Fax: +4021 529 3031



Endorsed by:



UMF
UNIVERSITATEA DE
MEDICINĂ ȘI FARMACIE
"IULIU HAȚIEGANU"
CLUJ-NAPOCA



CORE COMPETENCY IN GI ENDOSCOPY: HANDS-ON TRAINING COURSE

6th Edition

📅 February, 27 - 28, 2026

www.endoscopytraining.ro

Save
THE
Date





CORE COMPETENCY IN GI ENDOSCOPY:

HANDS-ON TRAINING COURSE

February, 21 - 22, 2025

Golden Tulip Ana Dome, Observatorului St.129, 400352, Cluj-Napoca

www.endoscopytraining.ro



5th Edition



General Information



LOCATION AND DATE

21 – 22 February 2025

Hotel Golden Tulip Ana Dome, Observatorului
St. no 129, Cluj-Napoca



OFFICIAL LANGUAGE

Scientific papers will be held in English.



PROGRAM HANDBOOK

Each participant will receive from the InfoDesk
the Program Handbook.

Program Handbook includes congress and
partner materials.



INFODESK

The workshop Infodesk will be located in the
lobby of Hotel Golden Tulip Ana Dome, Cluj-
Napoca.

The working schedule will be:

Friday, February 21st 2024, 12:00 – 20:00

Saturday, February 22nd 2025, 08:30 – 19:00.



INTERNET ACCESS

Internet access will be available by the wireless
connection available at the location. Internet
password will be available at the InfoDesk.



LIABILITY AND INSURANCE

The event operator will not assume
responsibility for injury and/or damage involving
persons or property during the event. All
participants are advised to prevent/avoid any
injury/ loss.

ORGANIZERS

ROEYA Training Center

The Scientific Circle of
Gastroenterology and Digestive
Endoscopy

Evrica Youth Association for
Research in Hepato-
Gastroenterology

endorsed by:

Romanian Society of Digestive
Endoscopy (SRED)

World Endoscopy Organization
(WEO)

Universitatea de Medicină și
Farmacie "Iuliu Hațieganu", Cluj-
Napoca



BADGES

Participants are requested to wear their badge
at all times while inside the premises.



COURSE ACCESS

For access in the presentation room you will be
using the badge which you will receive after
registering at the InfoDesk. Participants will
choose their seats on "first come, first serve"
basis. Therefore, we recommend to plan for an
early arrival at the premises.



MEDIA POLITICS

Photography and filming during the event are
prohibited without written permission from the
event Media Coordinator, whom you can
contact at the InfoDesk.





CORE COMPETENCY IN GI ENDOSCOPY:

HANDS-ON TRAINING COURSE

📅 February, 21 - 22, 2025

📍 Golden Tulip Ana Dome, Observatorului St.129, 400352, Cluj-Napoca

www.endoscopytraining.ro



5th Edition



General Information



INFORMATION FOR SPEAKERS

There will be accepted for presentation only the digital materials which respect the technical specifications agreed upon registration.



DRUGS AND FIRST AID

A wide range of non-prescription drugs are readily available at local pharmacies. For other medication you will need a prescription signed by a registered Romanian doctor. In case of emergency please call the 112 emergency number.



LOST AND FOUND

Lost property can be taken at the InfoStand. To report a lost item please contact the InfoStand.



SMOKING

Smoking is allowed only in designated areas.



ELECTRICITY

The electricity in Romania runs on 230 volts and the frequency is 50 Hz. Plugs have two round pins. A plug adaptor will be required if incompatible electronic devices are used.



MOBILE PHONES

Mobile phones must be switched off during all sessions.



CATERING

Participants will serve the coffee breaks/lunch in the designated spaces, as detailed in the program handbook.

PROFESSIONAL CONGRESS ORGANISER

Tania Cuibus

tel: +40 722 405 079

email: endoscopytraining@medevents.ro

PCO:



DMC





CORE COMPETENCY IN GI ENDOSCOPY:



HANDS-ON TRAINING COURSE

5th Edition

📅 February, 21 - 22, 2025

📍 Golden Tulip Ana Dome, Observatorului St.129, 400352, Cluj-Napoca

www.endoscopytraining.ro



Recommendations for Speakers:

- All speakers are required to check in with the technical department in the presentation hall at least 3 hours prior to the commencement of the session, and earlier if feasible. Additionally, you are encouraged to upload your presentation slides the day before your scheduled presentation.
- Presentations remain the intellectual property of the author and may not be used without explicit permission.
- Please arrive promptly in the conference room before the scheduled start time.
- Inform the moderator of any specific details regarding your work and take a moment to acquaint yourself with the remote control projector, timer, and microphone.
- Strictly follow the instructions provided by the moderator.

Data Presentation:

If you plan to use a PowerPoint presentation or any other PC-based application, kindly bring it on a USB memory stick or external hard drive and load it onto one of the conference computers in the presentation hall at least 3 hours before the session begins.

Please be aware that the conference computers in the session halls are equipped with at least Office 2016.

For presentations that include video films within PowerPoint, it is advisable to check the compatibility in the presentation hall where your lecture is scheduled during a coffee or lunch break before your session, ensuring this is done at least 3 hours before the session begins.

Alternatively, you may supply your own laptop computer. In such cases, confirm that your laptop has a VGA socket for external signal and verify it first with the technical department in the presentation hall where your lecture is scheduled, during the coffee or lunch break prior to your session, at least 60 minutes before the start of the session.

Important note for Macintosh users:

In order to use MAC presentations on a PC compatible computer please note that you need to prepare it according to the instructions below, before bringing it to technical department:



CORE COMPETENCY IN GI ENDOSCOPY:

HANDS-ON TRAINING COURSE

📅 February, 21 - 22, 2025

📍 Golden Tulip Ana Dome, Observatorului St.129, 400352, Cluj-Napoca

www.endoscopytraining.ro



5th Edition



- Save the presentation, which was prepared on a Mac, as a PC-based PowerPoint presentation.
- Use a common font, such as Arial, Times New Roman, Verdana etc. (special fonts might be changed to a default font on a PowerPoint based PC).
- Insert pictures as JPG files (and not TIF, PNG or PICT – these images will not be visible on a PowerPoint based PC).

Alternatively, you may use your own Macintosh laptop computer. In such cases, please inform the operators in the session hall where your lecture is taking place as soon as you arrive, and later on test during the coffee or lunch break prior to your session, at least 60 minutes before the start of the session.


We strongly recommend not using personal computers for presentation. Please note that the time used for connecting personal computer will be deducted from the total presentation time.

Technical Specifications:

- Please bring your presentation on the following media: portable USB stick, external hard drive.
- Supported PowerPoint versions range from 2016 onwards.
- Save your files with the extensions *.ppt or *.pps, avoiding the use of the pack&go function. Make sure that all files with movies are saved on separate portable racks.
- Flash animations can not be designed.
- All files must be organized in the same directory.
- Do not use passwords for files.
- We recommend the use common fonts: Times New Roman, Calibri, Verdana, Arial.
- If you are using Power Point or Keynote Mac, please export your presentation as *.ppt for Windows.

5th Edition

www.endoscopytraining.ro

5th Edition

www.endoscopytraining.ro

5th Edition

www.endoscopytraining.ro

5th Edition

www.endoscopytraining.ro

CORE COMPETENCY IN GI ENDOSCOPY:



HANDS-ON TRAINING COURSE

5th Edition

February, 21 - 22, 2025

📍 Golden Tulip Ana Dome, Observatorului St.129, 400352, Cluj-Napoca

www.endoscopytraining.ro



Notes:



CORE COMPETENCY IN GI ENDOSCOPY:

HANDS-ON TRAINING COURSE

📅 February, 21 - 22, 2025

📍 Golden Tulip Ana Dome, Observatorului St.129, 400352, Cluj-Napoca

www.endoscopytraining.ro



5th Edition



Platinum Partners



FUJIFILM
Value from Innovation

sanofi

Gold Partners

ZENTIVA

INNERGY
Inner balance for a quality life

SANDOZ

Silver Partners

SECON

ewo pharma
since 1929

**Boston
Scientific**

Partners

SOFMEDICA
THE GASTRO EXPERT

**FITERMAN
PHARMA**

ATMOSFERICA

**EsVida
PHARMA**

LIAMED ((CO))
APARATURA MEDICALA / BRASOV

abbvie

STADA

Caring for People's Health

ARENESIA
FARMACEUTICALS

FERRING
PHARMACEUTICALS



disco medical
FARMACEUTICALS

**ELMED
MEDICAL**

SAB MEDICAL

Media Partner

REFLECTOR

**Radio
România
Cluj**

**Jurmed Jurnal de
Sănătate**
www.jurmed.ro

PCO:
med
EVENTS

DMC:
med
TRAVEL